

# Cisco Small Business RV160x/RV260x Language Selection User Interface Bug

Defect Reference ID: CSCvn27058

## Date Identified

November 11, 2018

## Date Resolved

December 13, 2018

## Products Affected

Model	Firmware Version	Fixed In
RV160x, RV260x	1.0.00.14	1.0.00.15

## Problem Description

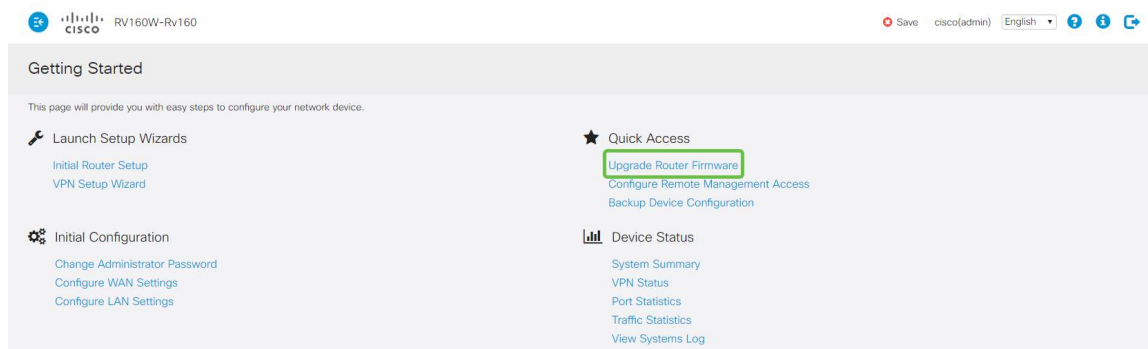
A bug in the graphical user interface (GUI) displays words abnormally when the OS or Browser language is set to;

- German
- French
- Italian
- Spanish

## Resolution

Step 1. Download the latest firmware 1.0.00.15 or later [[RV160 Link](#)] [[RV260 Link](#)].

Step 2. After logging into the management interface of the router, you can use the quick link.



Alternately, you can use the sidebar navigation links, click **Administration** and it will load the *File Management* page.



## Status and Statistics



Administration

File Management

Reboot

Diagnostic

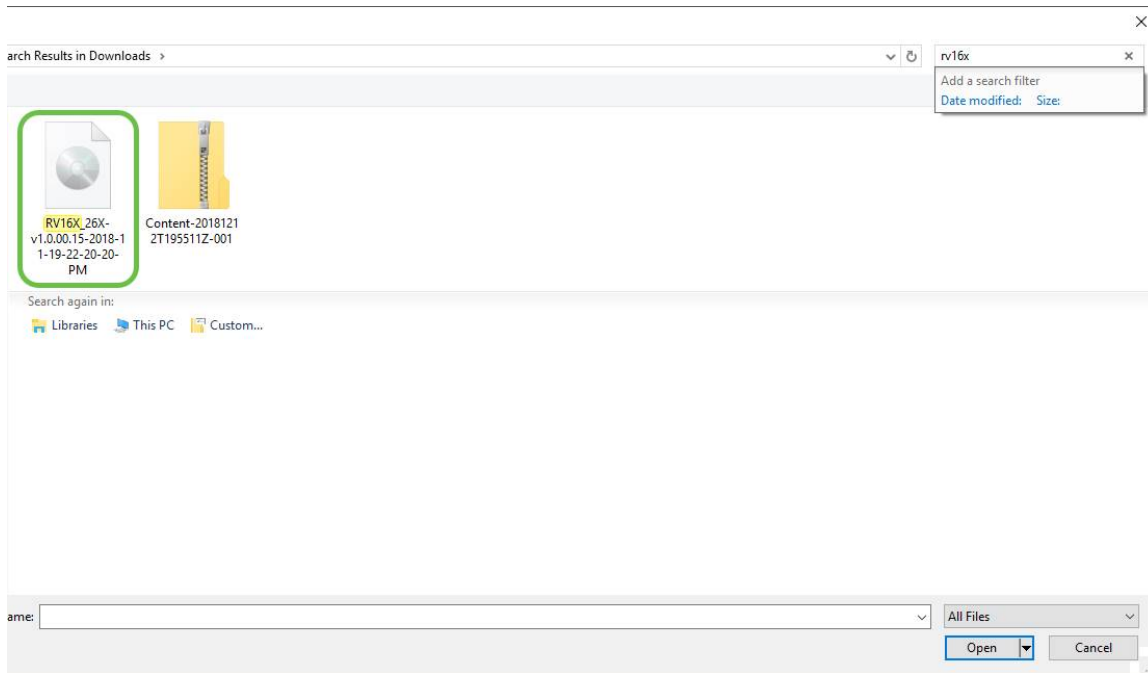
Certificate

Configuration  
Management

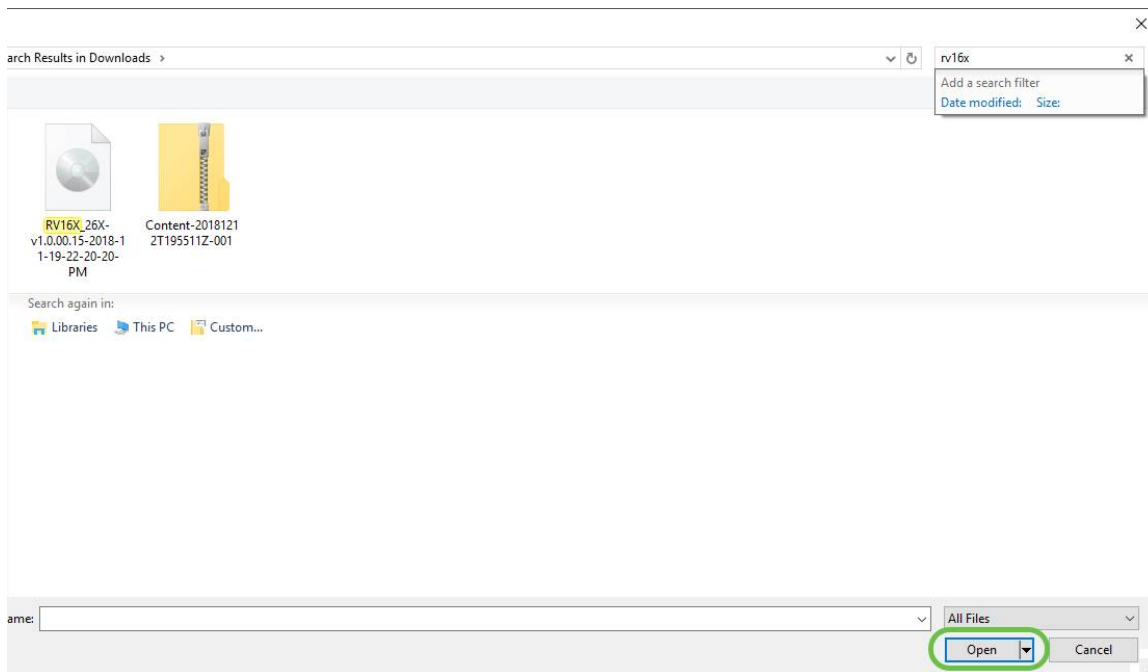


System Configuration

Step 3. Click the **browse** button and **navigate** to the location of the downloaded firmware file.



Step 4. Click the file to select it and then click **Open**.



Step 5. Click the **Upgrade** button and the firmware begins updating.



## File Management

### System Information

Device Model: RV160W  
PID VID: RV160W-A-K9 V01  
Current Firmware Version: 1.0.00.15  
Latest Version Available on Cisco.com: -  
Firmware Last Updated: 2019-Jan-10, 14:08:32

### Manual Upgrade

File Type:  Firmware Image  Language File

Upgrade From:  cisco.com  PC  USB

Firmware Image Format: \*.img (Maximum size: 100MB)

[Browse...](#)

RV16X\_26X-v1.0.00.15-2018-11-19-22-20-20-PM.img

Reset all configurations/settings to factory defaults

[Upgrade](#)

The device will be automatically rebooted after the upgrade is complete.

Upgrading the firmware eliminates the bug from appearing again.