



Release Notes for StarOS™ Software Version 21.13.8

First Published: June 17, 2019

Last Updated: June 17, 2019

Introduction

This Release Note identifies changes and issues related to this software release. This emergency release is based on release 21.13.7. These release notes are applicable to the ASR5500, VPC-SI and VPC-DI platforms.

Release Package Version Information

Table 1 - Release Package Version Information

Software Packages	Version
StarOS packages	21.13.8, build 72127

Descriptions for the various packages provided with this release are located in [Release Package Descriptions](#).

Feature and Behavior Changes

The following features and/or behavior changes have been introduced in this emergency release.

Refer to the [Release Change Reference](#) for a complete list of feature and behavior changes associated with the software release on which this emergency release is based.

Related Documentation

For a complete list of documentation available for this release, go to <http://www.cisco.com/c/en/us/support/wireless/asr-5000-series/products-installation-and-configuration-guides-list.html>.

Installation and Upgrade Notes

This Release Note does not contain installation and upgrade instructions. Refer to the existing installation documentation for specific installation and upgrade considerations.

Firmware Updates

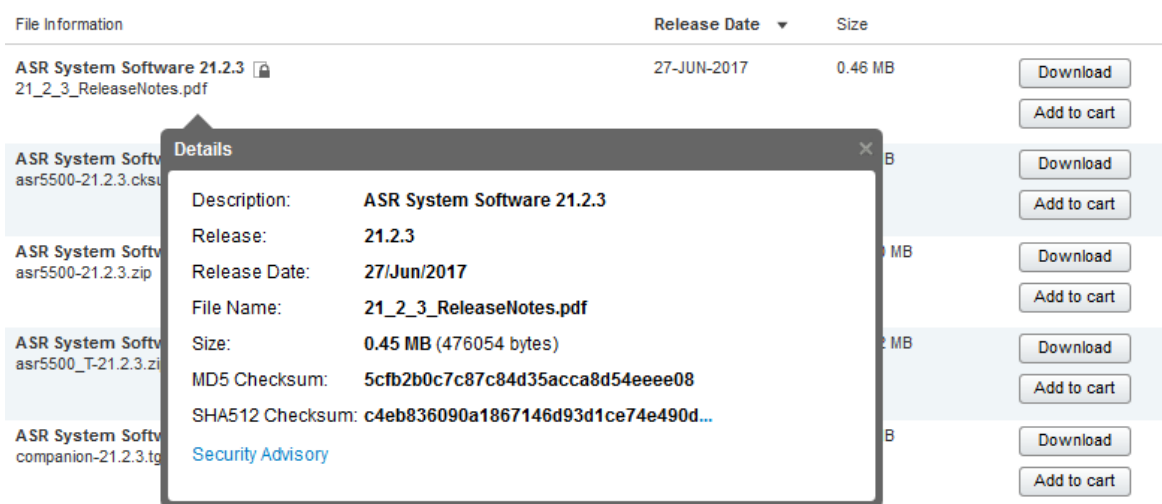
There are no firmware upgrades required for this release.

Software Integrity Verification

To verify the integrity of the software image you have from Cisco, you can validate the SHA512 checksum information against the checksum identified by Cisco for the software.

Image checksum information is available through the following mechanisms:

- Cisco.com Software Download Details:** To find the checksum, hover the mouse pointer over the software image you have downloaded.



At the bottom you find the SHA512 checksum, if you do not see the whole checksum you can expand it by pressing the "..." at the end.

- .cksums file:** A file containing software image checksum information is distributed with the image files. The naming convention for this file is:

`<product>-<version>.cksums`

Example: `asr5500-21.4.0.cksums`

To validate the information, calculate a SHA512 checksum using the information in [Table 2](#) and verify that it matches either the one provided on the software download page.

To calculate a SHA512 checksum on your local desktop please see the table below.

Table 2 - Checksum Calculations per Operating System

Operating System	SHA512 checksum calculation command examples
Microsoft Windows	Open a command line window and type the following command <code>> certutil.exe -hashfile <filename>.<extension> SHA512</code>

Open Bugs in this Release

Operating System	SHA512 checksum calculation command examples
Apple MAC	Open a terminal window and type the following command \$ shasum -a 512 <filename>.<extension>
Linux	Open a terminal window and type the following command \$ sha512sum <filename>.<extension> Or \$ shasum -a 512 <filename>.<extension>
NOTES: <filename> is the name of the file. <extension> is the file extension (e.g. .zip or .tgz).	

If the SHA512 checksum matches, you can be sure that no one has tampered with the software image or the image has not been corrupted during download.

If the SHA512 checksum does not match, we advise you to not attempt upgrading any systems with the corrupted software image. Download the software again and verify the SHA512 checksum again. If there is a constant mismatch, please open a case with the Cisco Technical Assistance Center.

Certificate Validation

In 21.12.0 and later releases, software images for StarOS, VPC-DI, and VPC-SI, and the companion software packages for StarOS and VPC are signed via x509 certificates. In pre-21.12.0 releases, image signing is not supported for VPC-DI and VPC-SI images, and for StarOS and VPC companion software packages.

USP ISO images are signed with a GPG key.

For more information and instructions on how to validate the certificates, refer to the README file available with the respective software packages.

Open Bugs in this Release

The following table lists the known bugs that were found in, and/or that remain open in this software release.

NOTE: This software release may contain open bugs first identified in other releases. Additional information for all open bugs for this release are available in the [Cisco Bug Search Tool](#).

Table 3 - Open Bugs in this Release

Bug ID	Headline	Product Found*
CSCvo32007	[PLT-CUPS] CUPS continuous SESSMGR Restarts observed on CP when bringing up static calls	cups-cp

Open Bugs in this Release

Bug ID	Headline	Product Found*
CSCvo33959	[PLT-CUPS]:vpnmgr restart observed on CP when UP is reloaded during planned upgrade.	cups-cp
CSCvo22255	[BP-CUPS] Assert failure at sessmgr_pgw_send_delete_bearer_to_driver()	cups-cp
CSCvo25753	sm restart observed in UP with make break calls in the background	cups-cp
CSCvo48919	"[BP-CUPS]: CREATE FAR not sent, when rule installed in 2nd SX_MODIFY, after 1st SX_MODIFY failure"	cups-cp
CSCvo80112	[PLT-CUPS]New chunk allocation to UPs not happening after pool context vpnmgr recovery	cups-cp
CSCvo87716	[PLT-CUPS] IP pool chunks not allocated from all IP pools	cups-cp
CSCvo46856	[BP-CUPS]: SxModiReq/res counter remains 0 in sx-service statistics	cups-cp
CSCvp36411	[CUPS] sessmgr error log fastpath_row_read()returned error 0x80002001flow action is discard/normal	cups-up
CSCvn14097	[BP-CUPS] Access Type of Pure-S call is displayed as 'Unknown'	cups-up
CSCvn14202	[BP-CUPS-VPP]Delay charging is having issues with Tear Down packets.	cups-up
CSCvo09852	[BP-CUPS-VPP] sessmgr restarts when task kill of sessmgr done on UP	cups-up
CSCvo14919	[BP-CUPS] Seg. fault at sn_slist_remove_by_key()	cups-up
CSCvo39232	[PLT-CUPS] memif packet drops observed with single call running HTTP traffic	cups-up
CSCvo48870	[PLT-CUPS] Calls are not coming up after adding new UP when new UP doesn't get any chunks	cups-up
CSCvo72099	[BP-CUPS] SX MH BFD was going down when one of the redundant Gn ports was shut down	cups-up
CSCvp05710	"[BP-CUPS] On PureP -Collapsed HO and HB, TEP rows are intact marked as DeferDel:Yes"	cups-up
CSCvo32237	[BP-ICUPS]: some UDP streams going to passive post ICSR switchover	pdn-gw
CSCvo89792	[BP-ICUPS]:servers-unreachable CCRU is not going for interim-quota exhaust	pdn-gw
CSCvp05860	[BP-ICUPS] fastpath_row_read(): returned error 0x80002001 on Active	pdn-gw
CSCvp63773	[BP-ICUPS]: aaamgr in warn state after starting call model on DXGW 53/54 set up	pdn-gw
CSCvo37441	wrong firewall Ruledef stats shown in 'show active-charging ruledef statistics all firewall wide'.	pdn-gw
CSCvo66706	[PLT-ICUPS]vpp restart for pcap generation with panopticon in vec_resize_allocate_memory for ASR5500	pdn-gw

Resolved Bugs in this Release

Bug ID	Headline	Product Found*
CSCvp13958	" [BP-ICUPS] : sessmgr 0 error Timeout Processing: Time out, MSG ID:83773,wheel Slot Id:2951,cmd: 15"	pdn-gw
CSCvp13975	[BP-ICUPS] : sessmgr_10207_info SMU-FAPI: Received Unsol FAPI event 1 messages in syslogs	pdn-gw
CSCvo85755	[PLT-ICUPS] HS-LI-UDP: Uplink packets are not getting intercepted	sae-gw
CSCvo99745	show CLI output shows incorrect AMBR values in LTE 2G/3G LTE on 21.13.M0	sae-gw
CSCvp16897	[BP-ICUPS] ITC dropped pkts are not seen in both direction for a single call though dropped at vpp	sae-gw
CSCvp18765	" [BP-ICUPS] : PassiveStream: Post qci change is dscp marking not working, vpp uses old qci-dscp mapng"	sae-gw
CSCvp01304	task restart reported on qvpc-di setup. confdmgr Function: confdmgr_fsm_state_wait_p1_handler()	staros
CSCvo87872	No DL streams created when the I2 mapping table with odd values	staros
* Information in the "Product Found" column identifies the product in which the bug was initially identified.		

Resolved Bugs in this Release

The following table lists the known bugs that are resolved in this specific software release.

NOTE: This software release may contain bug fixes first introduced in other releases. Additional information for all resolved bugs for this release are available in the [Cisco Bug Search Tool](#).

Table 4 - Resolved Bugs in this Release

Bug ID	Headline	Product Found*
CSCvq05427	High Speed LI support on ASR5500: TCP RST debug instrumentation + TCP timeout	pdn-gw
* Information in the "Product Found" column identifies the product in which the bug was initially identified.		

Operator Notes

StarOS Version Numbering System

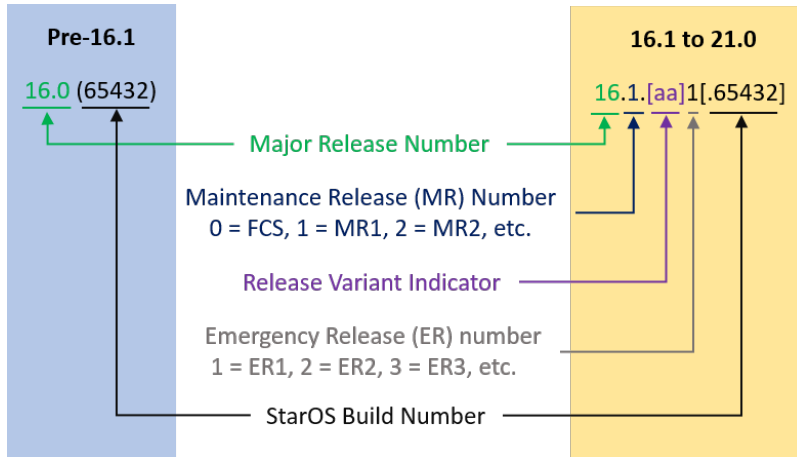
The output of the **show version** command displays detailed information about the version of StarOS currently running on the ASR 5x00 or Cisco Virtualized Packet Core platform.

Prior to release 16.1, the *Image Version* field displayed a branch of software including the build number, for example "16.0 (55435)". Subsequent releases of software for the major release differed only in build number. Lab Quality/EFT releases versus deployment releases also differed only in build number.

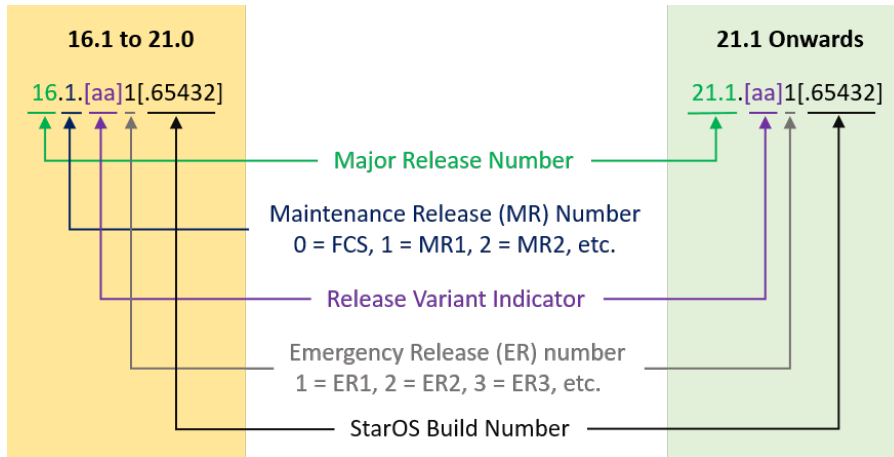
Operator Notes

From release 16.1 onwards, the output of the **show version** command, as well as the terminology used to describe the Build Version Number fields, has changed. Additionally, **show version** will display slightly different information depending on whether or not a build is suitable for deployment.

The Version Build Number for releases between 16.1 and 21.0 include a major, maintenance, and emergency release number, for example “16.1.2”.



The Version Build Number for releases 21.1 and later include a major and emergency release number, for example, “21.1.1”.



In either scenario, the appropriate version number field increments after a version has been released. The new version numbering format is a contiguous sequential number that represents incremental changes between releases. This format will facilitate identifying the changes between releases when using Bug Search Tool to research software releases.

Release Package Descriptions

[Table 5](#) provides descriptions for the packages that are available with this release.

Table 5 - Release Package Information

In 21.12.0 and later Releases	In pre-21.12.0 Releases	Description
ASR 5500		
asr5500- <release>.zip	asr5500- <release>.bin	Contains the signed ASR 5500 software image, the signature file, a verification script, the x509 certificate, and a README file containing information on how to use the script to validate the certificate.
asr5500_T- <release>.zip	asr5500_T- <release>.bin	Contains the signed, trusted ASR 5500 software image, the signature file, a verification script, the x509 certificate, and a README file containing information on how to use the script to validate the certificate.
StarOS Companion Package		
companion- <release>.zip	companion- <release>.tgz	<p>Contains numerous files pertaining to this version of the StarOS including SNMP MIBs, RADIUS dictionaries, ORBEM clients. These files pertain to both trusted and non-trusted build variants.</p> <p>In 21.12.0 and later releases, the StarOS companion package also includes the signature file, a verification script, the x509 certificate, and a README file containing information on how to use the script to validate the certificate.</p>
VPC-DI		
qvpc-di- <release>.bin.zip	qvpc-di- <release>.bin	<p>Contains the VPC-DI binary software image that is used to replace a previously deployed image on the flash disk in existing installations.</p> <p>In 21.12.0 and later releases, this package also includes the signature file, a verification script, the x509 certificate, and a README file containing information on how to use the script to validate the certificate.</p>
qvpc-di_T- <release>.bin.zip	qvpc-di_T- <release>.bin	<p>Contains the trusted VPC-DI binary software image that is used to replace a previously deployed image on the flash disk in existing installations.</p> <p>In 21.12.0 and later releases, this package also includes the signature file, a verification script, the x509 certificate, and a README file containing information on how to use the script to validate the certificate.</p>

In 21.12.0 and later Releases	In pre-21.12.0 Releases	Description
qvpc-di- <release>.iso.zip	qvpc-di- <release>.iso	<p>Contains the VPC-DI ISO used for new deployments, a new virtual machine is manually created and configured to boot from a CD image.</p> <p>In 21.12.0 and later releases, this package also includes the signature file, a verification script, the x509 certificate, and a README file containing information on how to use the script to validate the certificate.</p>
qvpc-di_T- <release>.iso.zip	qvpc-di_T- <release>.iso	<p>Contains the trusted VPC-DI ISO used for new deployments, a new virtual machine is manually created and configured to boot from a CD image.</p> <p>In 21.12.0 and later releases, this package also includes the signature file, a verification script, the x509 certificate, and a README file containing information on how to use the script to validate the certificate.</p>
qvpc-di-template- vmware- <release>.zip	qvpc-di-template- vmware- <release>.tgz	<p>Contains the VPC-DI binary software image that is used to on-board the software directly into VMware.</p> <p>In 21.12.0 and later releases, this package also includes the signature file, a verification script, the x509 certificate, and a README file containing information on how to use the script to validate the certificate.</p>
qvpc-di-template- vmware_T- <release>.zip	qvpc-di-template- vmware_T- <release>.tgz	<p>Contains the trusted VPC-DI binary software image that is used to on-board the software directly into VMware.</p> <p>In 21.12.0 and later releases, this package also includes the signature file, a verification script, the x509 certificate, and a README file containing information on how to use the script to validate the certificate.</p>
qvpc-di-template- libvirt-kvm- <release>.zip	qvpc-di-template- libvirt-kvm- <release>.tgz	<p>Contains the same VPC-DI ISO identified above and additional installation files for using it on KVM.</p> <p>In 21.12.0 and later releases, this package also includes the signature file, a verification script, the x509 certificate, and a README file containing information on how to use the script to validate the certificate.</p>
qvpc-di-template- libvirt-kvm_T- <release>.zip	qvpc-di-template- libvirt-kvm_T- <release>.tgz	<p>Contains the same trusted VPC-DI ISO identified above and additional installation files for using it on KVM.</p> <p>In 21.12.0 and later releases, this package also includes the signature file, a verification script, the x509 certificate, and a README file containing information on how to use the script to validate the certificate.</p>

Operator Notes

In 21.12.0 and later Releases	In pre-21.12.0 Releases	Description
qvpc-di- <release>.qcow2.zip	qvpc-di- <release>.qcow2.tgz	<p>Contains the VPC-DI binary software image in a format that can be loaded directly with KVM using an XML definition file, or with OpenStack.</p> <p>In 21.12.0 and later releases, this package also includes the signature file, a verification script, the x509 certificate, and a README file containing information on how to use the script to validate the certificate.</p>
qvpc-di_T- <release>.qcow2.zip	qvpc-di_T- <release>.qcow2.tgz	<p>Contains the trusted VPC-DI binary software image in a format that can be loaded directly with KVM using an XML definition file, or with OpenStack.</p> <p>In 21.12.0 and later releases, this package also includes the signature file, a verification script, the x509 certificate, and a README file containing information on how to use the script to validate the certificate.</p>
VPC-SI		
qvpc-si- <release>.bin.zip	qvpc-si- <release>.bin	<p>Contains the VPC-SI binary software image that is used to replace a previously deployed image on the flash disk in existing installations.</p> <p>In 21.12.0 and later releases, this package also includes the signature file, a verification script, the x509 certificate, and a README file containing information on how to use the script to validate the certificate.</p>
qvpc-si_T- <release>.bin.zip	qvpc-si_T- <release>.bin	<p>Contains the trusted VPC-SI binary software image that is used to replace a previously deployed image on the flash disk in existing installations.</p> <p>In 21.12.0 and later releases, this package also includes the signature file, a verification script, the x509 certificate, and a README file containing information on how to use the script to validate the certificate.</p>
qvpc-si- <release>.iso.zip	qvpc-si- <release>.iso	<p>Contains the VPC-SI ISO used for new deployments, a new virtual machine is manually created and configured to boot from a CD image.</p> <p>In 21.12.0 and later releases, this package also includes the signature file, a verification script, the x509 certificate, and a README file containing information on how to use the script to validate the certificate.</p>

In 21.12.0 and later Releases	In pre-21.12.0 Releases	Description
qvpc-si_T- <release>.iso.zip	qvpc-si_T- <release>.iso	<p>Contains the trusted VPC-SI ISO used for new deployments a new virtual machine is manually created and configured to boot from a CD image.</p> <p>In 21.12.0 and later releases, this package also includes the signature file, a verification script, the x509 certificate, and a README file containing information on how to use the script to validate the certificate.</p>
qvpc-si-template-vmware- <release>.zip	qvpc-si-template-vmware- <release>.ova	<p>Contains the VPC-SI binary software image that is used to on-board the software directly into VMware.</p> <p>In 21.12.0 and later releases, this package also includes the signature file, a verification script, the x509 certificate, and a README file containing information on how to use the script to validate the certificate.</p>
qvpc-si-template-vmware_T- <release>.zip	qvpc-si-template-vmware_T- <release>.ova	<p>Contains the trusted VPC-SI binary software image that is used to on-board the software directly into VMware.</p> <p>In 21.12.0 and later releases, this package also includes the signature file, a verification script, the x509 certificate, and a README file containing information on how to use the script to validate the certificate.</p>
qvpc-si-template-libvirt-kvm- <release>.zip	qvpc-si-template-libvirt-kvm- <release>.tgz	<p>Contains the same VPC-SI ISO identified above and additional installation files for using it on KVM.</p> <p>In 21.12.0 and later releases, this package also includes the signature file, a verification script, the x509 certificate, and a README file containing information on how to use the script to validate the certificate.</p>
qvpc-si-template-libvirt-kvm_T- <release>.zip	qvpc-si-template-libvirt-kvm_T- <release>.tgz	<p>Contains the same trusted VPC-SI ISO identified above and additional installation files for using it on KVM.</p> <p>In 21.12.0 and later releases, this package also includes the signature file, a verification script, the x509 certificate, and a README file containing information on how to use the script to validate the certificate.</p>
qvpc-si- <release>.qcow2.zip	qvpc-si- <release>.qcow2.gz	<p>Contains the VPC-SI binary software image in a format that can be loaded directly with KVM using an XML definition file, or with OpenStack.</p> <p>In 21.12.0 and later releases, this package also includes the signature file, a verification script, the x509 certificate, and a README file containing information on how to use the script to validate the certificate.</p>

In 21.12.0 and later Releases	In pre-21.12.0 Releases	Description
qvpc-si_T- <release>.qcow2.zip	qvpc-si_T- <release>.qcow2.gz	Contains the trusted VPC-SI binary software image in a format that can be loaded directly with KVM using an XML definition file, or with OpenStack. In 21.12.0 and later releases, this package also includes the signature file, a verification script, the x509 certificate, and a README file containing information on how to use the script to validate the certificate.
VPC Companion Package		
companion-vpc- <release>.zip	companion-vpc- <release>.tgz	Contains numerous files pertaining to this version of the VPC including SNMP MIBs, RADIUS dictionaries, ORBEM clients. These files pertain to both VPC-DI and VPC-SI, and for trusted and non-trusted build variants. In 21.12.0 and later releases, the VPC companion package also includes the signature file, a verification script, the x509 certificate, and a README file containing information on how to use the script to validate the certificate.

Obtaining Documentation and Submitting a Service Request

For information on obtaining documentation, using the Cisco Bug Search Tool (BST), submitting a service request, and gathering additional information, see *What's New in Cisco Product Documentation*, at: <http://www.cisco.com/c/en/us/td/docs/general/whatsnew/whatsnew.html>.

Subscribe to *What's New in Cisco Product Documentation*, which lists all new and revised Cisco technical documentation, as an RSS feed and deliver content directly to your desktop using a reader application. The RSS feeds are a free service.

THE SPECIFICATIONS AND INFORMATION REGARDING THE PRODUCTS IN THIS MANUAL ARE SUBJECT TO CHANGE WITHOUT NOTICE. ALL STATEMENTS, INFORMATION, AND RECOMMENDATIONS IN THIS MANUAL ARE BELIEVED TO BE ACCURATE BUT ARE PRESENTED WITHOUT WARRANTY OF ANY KIND, EXPRESS OR IMPLIED. USERS MUST TAKE FULL RESPONSIBILITY FOR THEIR APPLICATION OF ANY PRODUCTS.

THE SOFTWARE LICENSE AND LIMITED WARRANTY FOR THE ACCOMPANYING PRODUCT ARE SET FORTH IN THE INFORMATION PACKET THAT SHIPPED WITH THE PRODUCT AND ARE INCORPORATED HEREIN BY THIS REFERENCE. IF YOU ARE UNABLE TO LOCATE THE SOFTWARE LICENSE OR LIMITED WARRANTY, CONTACT YOUR CISCO REPRESENTATIVE FOR A COPY.

The Cisco implementation of TCP header compression is an adaptation of a program developed by the University of California, Berkeley (UCB) as part of UCB's public domain version of the UNIX operating system. All rights reserved. Copyright © 1981, Regents of the University of California.

NOTWITHSTANDING ANY OTHER WARRANTY HEREIN, ALL DOCUMENT FILES AND SOFTWARE OF THESE SUPPLIERS ARE PROVIDED "AS IS" WITH ALL FAULTS. CISCO AND THE ABOVE-NAMED SUPPLIERS DISCLAIM ALL WARRANTIES, EXPRESSED OR IMPLIED, INCLUDING, WITHOUT LIMITATION, THOSE OF MERCHANTABILITY, FITNESS FOR A PARTICULAR PURPOSE AND NONINFRINGEMENT OR ARISING FROM A COURSE OF DEALING, USAGE, OR TRADE PRACTICE.

IN NO EVENT SHALL CISCO OR ITS SUPPLIERS BE LIABLE FOR ANY INDIRECT, SPECIAL, CONSEQUENTIAL, OR INCIDENTAL DAMAGES, INCLUDING, WITHOUT LIMITATION, LOST PROFITS OR LOSS OR DAMAGE TO DATA ARISING OUT OF THE USE OR INABILITY TO USE THIS MANUAL, EVEN IF CISCO OR ITS SUPPLIERS HAVE BEEN ADVISED OF THE POSSIBILITY OF SUCH DAMAGES.

Any Internet Protocol (IP) addresses and phone numbers used in this document are not intended to be actual addresses and phone numbers. Any examples, command display output, network topology diagrams, and other figures included in the document are shown for illustrative purposes only. Any use of actual IP addresses or phone numbers in illustrative content is unintentional and coincidental.

All printed copies and duplicate soft copies of this document are considered uncontrolled. See the current online version for the latest version.

Cisco has more than 200 offices worldwide. Addresses and phone numbers are listed on the Cisco website at www.cisco.com/go/offices.

Cisco and the Cisco logo are trademarks or registered trademarks of Cisco and/or its affiliates in the U.S. and other countries. To view a list of Cisco trademarks, go to this URL: www.cisco.com/go/trademarks. Third-party trademarks mentioned are the property of their respective owners. The use of the word partner does not imply a partnership relationship between Cisco and any other company. (1721R)

© 2019 Cisco Systems, Inc. All rights reserved.